

Clare & Gilbert Valleys Council

Annual Business Plan & Budget 2015/2016

CONTENTS

Introduction 4

Budget Highlights, Significant Influences and Priorities 5

Elected Members 7

Community Plan 2020 8

Department Responsibility 19

Key Actions and Strategic Initiatives for Financial Year 2015/2016 20

Governance 21
Community Services (Library & Information) 24
Recreation & Lifestyle 26
Infrastructure 28
Development, Environment & Regulatory Services 32
Finance 34

Capital Expenditure 2015/2016 36

Operating Budget Graphs 40

Rates Revenue 2015/2016 42

Budget for the 2015/2016 Financial Year 47

Budgeted Financial Indicators 48

Financial Statements
Statement of Comprehensive Income 49
Balance Sheet 50
Statement of Changes in Equity 51
Cash Flow Statement 52

Uniform Presentation of Finances 53

Function Statements 54

Clare Masters Games April, 2015—Football

Public Consultation

Consultation

The consultation period for the Annual Business Plan and Budget 2015/2016 commenced on 29 July 2015 with written submissions closing at 5 pm on Wednesday 19 August 2015.

Public notices were placed in the local newspapers with draft documents available at: Council Offices (4 Gleeson Street Clare and 21 Torrens Road Riverton); Libraries (33 Old Main North Road Clare, 19 Belvidere Road Saddleworth and Riverton & Districts High School Community Library); and on the website, (www.claregilbertvalleys.sa.gov.au).

All written submissions were presented to the Council meeting held on 20 August 2015.

Public Hearing

Members of the public were given the opportunity to make verbal submissions regarding the Annual Business Plan at the Council meeting held at the Council Chambers, 4 Gleeson Street, Clare on 17 August 2015.

Budget Highlights, Significant Influences and Priorities

1. Rates

Recognising the economic climate and the outlook for slow growth Council has promoted restraint with a 3.9% rate increase included in the budget.

This will enable Council to continue the provision of essential public infrastructure and vital services.

2. Community Plan 2020 Review

Council has initiated a process for the review of the Clare & Gilbert Valleys Community Plan 2020. The outcome of this review will determine the Council's strategic priorities and program objectives.

It is proposed that following the review of the Clare & Gilbert Valley Community Plan 2020 that the Council's Long Term Financial Plan, and the Infrastructure & Asset Management Plan will be revisited to harmonise these plans with the new community Plan. Provision for this work will be included in the 2016/17 budget to allow completion of the review of Council Strategic Management Plans by November 2016 in accordance with the requirements of the Local Government Act.

3. Youth

Council has responded to calls for more to be done in the community for youth development by allocating $42,000 towards a youth development role. This contribution will aim to increase youth leadership capability and youth participation, together with working with agencies and stakeholders to achieve better outcomes for young people.

4. Access to Waste Transfer Stations

To encourage use of the Waste Transfer Stations located at Clare and Rhynie, Council has introduced free access for domestic quantities. This initiative will provide better waste management and resource recovery outcomes for the community, and promote a cleaner environment.

5. Clare Township Development Plan Amendment Report

The Strategic Directions Review Report by Council highlighted the Clare Township Development Plan Amendment Report as a priority action. The budget provides $50,000 for this work to be undertaken during 2015/16.

6. Information Technology

On 1 July 2016 Council will implement a new software system. IT Vision will provide a modern information technology platform for the Council to manage the growing demands for faster and more complex data processing and analysis.

7. Wine Food Tourism Centre

Council has committed to a five year funding agreement to support the operation of the Clare Valley Wine Food and Tourism Centre.

This decision followed a review by Council of the provision of visitor information services. Council will provide a fixed $200,000 operating grant for five years. The Clare Valley Wine Food & Tourism Centre will pay Council an annual rent for the property of $27,000 (indexed to CPI).

8. Library

With the Clare Valley Wine Food Tourism Centre taking on the responsibility for the provision of visitor information services the budget provision for the Clare Valley Library Service has been restored to an indexed allocation using the pre Clare Valley Discovery Centre cost base. The days of operation and opening hours for the Clare Valley Library Service will be reviewed to achieve the budget allocation.

9. Grants

At short notice the Federal Government brought forward portion of the Financial Assistance Grants for 2015/16 and transferred $496k to the Council on 30 June 2015.

The effect of this timing of the payment is a disruption to the financial statements for 2014/15 – showing income received in that year and affecting the income statement for 2015/16 – the year in which the grant relates showing a reduction of income for the period.

In a long term sense the transaction effect is neutral however on a point to point basis over the course of single year the reporting impact on Council's operating result is significant.

10. Depreciation

The prescribed revaluation of land and building assets has been completed by Maloney Field Services and was adopted by Council on 13 July 2015.

The revaluation of roads and infrastructure will be completed with the finalisation of the Council's Annual Financial Statements for 2014/15.

11. Roads to Recovery

The Federal Government has increased the level of funding for the Roads to Recovery Program by allocating an additional $515k for 2015/16.

The additional allocation has enabled increased expenditure on road sealing.

12. Adoption of Annual Business Plan & Budget

The Local Government Act provides for the Council to adopt an Annual Business Plan and Budget by the end of August. This ties in with the requirement for the first rate instalment to be due in September and for 30 days notice to be provided. Allowing for print production of notices and postage it would require the Council to formally adopt the Annual Business Plan and Budget by 21 August 2015.

Part of the Opening Ceremony of the Clare Masters Games, March 2015

Elected Members

Standing: Roy Blight (Chief Executive Officer), Cr Lucy Drummond, Cr Tim Siv, Cr Jeremy Kells, Cr Dianne Schwarz, Cr Wayne Molineux

Seated: Cr Nedd Golding (Deputy Mayor), Cr Elizabeth Calvert, Mayor Allan Aughey OAM, Cr Helen Perry and Cr Ian Burfitt

Clare & Gilbert Valleys Council comprises a Mayor and nine area Councillors.

The Council is responsible for policy making and decisions that impact on future plans for the district, and the lives and livelihoods of individuals, organisations and businesses within it.

The role of Elected Members is to:

- Participate in the deliberations and civic activities of the Council
- Formulate the Council's objectives and policies
- Keep the Council's objectives and policies under review to ensure they are appropriate and effective
- Keep Council's resource allocation, expenditure and activities, and the efficiency and effectiveness of its service delivery under review
- Represent the interests of residents and ratepayers, to provide community leadership and guidance, and to facilitate communication between the community and the Council.

Our Vision: "Vibrant Communities working together"

Extracted from Community Plan 2020

Road Network	***This focus area includes Bridges, Footpaths and Kerbing, Sealed Roads, Formed Roads, Natural Surface Formed Roads, Unformed Roads, Signage and Traffic Management.*** *Council's road network is vital for the liveability of this area providing access for essential services, education, health, business and commerce, transport of agricultural production, agricultural imports and visitors.* *The road network maintained by Council comprises:* *220 km sealed roads* *1,610 km constructed rubble and natural surface roads* *31 bridge structures*
Buildings & Infrastructure	***This focus area includes Land, Buildings and Public Infrastructure including Drainage , Structures and Other Improvements.*** *Council holds an extensive portfolio of property assets on behalf of the community. Much of this is disposed as community land under the Local Government Act or essential infrastructure (drainage and waste water treatment plants) with statutory limitations on how the Council can deal with the land. At 30 June 2014, the value of the buildings, land and infrastructure recorded on Council's balance sheet was $162.19 million.*
District Governance	***This focus area includes Administration, Elected Members, Risk Management, Work Health & Safety.*** *The Council operates from the principal office at 4 Gleeson Street, Clare, and branch offices at 19 Belvidere Road, Saddleworth and 21 Torrens Road, Riverton.* *The Elected Council comprises the Mayor and 9 Area Councillors. The next Council elections are scheduled for November 2018. The Council meetings are held monthly on the third Monday, commencing at 7.00pm.* *Council is committed to the provision of risk management strategies that allow for legislative compliance and the protection of all stakeholders including Council, committees, employees, the community and general public in their involvement, provision or use of Council services and assets. Council's priority is long term sustainability, and the practical and prudential management of Council property and resources.*

Our Vision: "Vibrant Communities working together"

Extracted from Community Plan 2020

Recreation	***This focus area includes Parks and Gardens, Indoor Sports Facilities, Outdoor Sports Facilities, Ovals, Reserves, Outdoor Swimming Centres, Town Halls, and Institutes.*** *Council contributes to the provision and maintenance of an extensive portfolio of recreation, lifestyle and social assets including the Valleys Lifestyle Centre, ovals, pools, Town Halls, Institutes and playgrounds.*
Environment	***This focus area includes the Natural Resource Management Levy, Waste Management, Stormwater and Drainage, Street Cleaning, Street Lighting, Streetscaping and Other.*** *The Council area forms part of the Northern & Yorke Natural Resource Management Board. Council supports the work of the Board in striving to achieve a landscape management approach which functions across natural resource assets delivering integrated programs and solutions. This focuses on delivering ecologically sustainable development across the region. This approach is based on intergenerational equity and the precautionary principle to ensure a long term balance between use, conservation and development of the region's natural resources.* *With closure of the Clare and Rhynie Waste Landfill sites, the focus on waste reduction, re-use and recycling has intensified. Council has developed a modern resource recovery centre at Clare and is investigating the development of a smaller scale facility to better service the southern portion of the Council area.*
Culture	***This focus area includes Library Services – Heritage, Museums and Art Galleries and Other Cultural Services.*** *The Council provides its principal Public Library services through branches at Clare and Saddleworth and supports the School Community Library through the Riverton High School. A library depot service is provided at Auburn.* *With the rapid growth in digital communication and information, the community's interests are becoming more sophisticated and diverse. The Libraries are increasingly being called upon to meet a wider range of information, social, education and learning needs in traditional and digital formats. Libraries are transforming to become centres for lifelong learning, improving quality of life and wellbeing at every stage by providing equal access and safe places for people to meet, acquire knowledge and be equipped for life. Building foundation literacy skills in the early years and improving digital literacy skills are core objectives to ensure all members of the community have the opportunity to reach their potential. The Volunteer Resource Hub provides information for potential volunteers to link with community organisations.* *The district enjoys a strong arts and cultural presence with significant private galleries, studios and festivals.* *The Clare Regional History Collection is located on the first floor of the Clare Town Hall. Council supports the local history collection at Riverton at Scholz Park and the RSL Building.*

Our Vision: "Vibrant Communities working together"

Extracted from Community Plan 2020

Community Services	***This focus area includes:*** • ***Public Order and Safety – Emergency Services, Fire Protection and Other Public Order and Safety Services*** • ***Health Services - Immunisation, Preventive Health Services and Other Health Services*** • ***Community Support - Elderly Citizens' Facilities, Other Services for the Aged and Disabled, Children and Youth Services, Community Assistance, Community Transport and Other Community Support Services*** • ***Community Amenities – Cemeteries, Public Conveniences, Car Parking.*** *Providing a safe and secure place for people to live, work and visit is fundamental to community wellbeing and liveability. Council is conscious of the natural risks to the area through the combination of landscape and climatic conditions.*
Economic Development	***This focus area includes Regional Development, Tourism and Other Economic Development.*** *The Clare Valley tourism region is a great place to visit with exciting accommodation, wine, food, culture, cycling, recreation and outdoor experiences on offer.* *The Council's annual and ongoing investment in public works through road improvements, presentation of parks, gardens, wetlands, reserves, playgrounds, streetscapes and amenities is enjoyed by residents and visitors alike.* *The Council is supporting the CV Wine Food & Tourism Centre in the provision of visitor information services.* *With access to the National Broadband Network this district will become a leading digital economy contributing to Australia's productivity, increasing our global competitiveness and improving our social wellbeing. Broadband is the digital highway to the future, providing cost reductions for doing business and global access to markets and consumers.*
Business Undertakings	***This focus area includes Caravan Parks and Community Waste Water Management Systems.*** *Council provides Community Waste Water Management Schemes to service the township areas of Clare, Riverton and Saddleworth.* *The Clare Caravan Park is leased to Discovery Holiday Parks Pty Ltd. Smaller caravan parks at Riverton, Saddleworth and Auburn are operated by Council Community Management Committees.*

Our Vision: "Vibrant Communities working together"

Extracted from Community Plan 2020

Regulatory Services	***This focus area includes Dog Control, Building Rules, Town Planning, Litter Control, Health Inspection, Parking Control and Other Regulatory Services*** *The functions of Council are prescribed by the Local Government Act. The Council also administers a broad range of regulatory functions allocated by State Parliament. These roles encompass development (including planning and building rules), dog control, litter, health inspections and parking.*

Front entrances of Martindale Hall

	Objectives	Strategies
Road Network	*Our road network is fit for purpose and sustainable such that it provides for safe and efficient movement of people and goods, enhances economic viability and improves the quality of life for the people that travel in the district.*	• *Use the best road making material economically available and employ sustainable road construction and maintenance methods.* • *Obtain external funding (Federal and State Government grants and developer contributions) for road upgrades and improvements.* • *Establish the district as bicycle friendly through the development of trails and education of all road users.* • *Prioritise the maintenance and renewal of existing assets and infrastructure.* • *New works require additional external funding to support construction and ongoing maintenance.* • *Establish additional bike storage areas in town centres to encourage alternative transport to cars.* • *Upgrade signage and interpretative information about pedestrian / cycling trails, loops and links.*
Buildings & Infrastructure	• *The buildings, land and infrastructure held by Council are fulfilling a useful function providing public value.* • *These assets are fit for purpose and operated in a sustainable way that improves the quality of life experience for residents and visitors.*	• *Focus on renewal and maintenance of existing assets.* • *Seek cost recovery / co-contributions / fair appointment of private benefit responsibility. Investigate the leasing of properties occupied by Clubs, Associations and special interest groups.* • *Explore new ways that existing assets can be better utilized to meet current, emerging and future needs of residents and visitors. New uses, eg. might include community services centres, men's sheds, art galleries, studios, meeting/conference facilities and commercial enterprises.* • *Disposal of redundant assets that are no longer achieving an adequate level of public utility or public value, and for which no strategic benefit in justifying retention of the asset in Council ownership can be identified.* • *Proponents of new development on Council land will need to demonstrate financial sustainability and the capacity to meet the ongoing maintenance and renewal costs of the proposed development.*

	Objectives	Strategies
District Governance	*Local Government Act – Chapter 2 – "The System of Local Government", describes Council's role in the following terms:* *" 6—Principal role of a council* *A council is, under the system of local government established by this Act, established to provide for the government and management of its area at the local level and, in particular—* *a) to act as a representative, informed and responsible decision-maker in the interests of its community; and* *b) to provide and co-ordinate various public services and facilities and to develop its community and resources in a socially just and ecologically sustainable manner; and* *c) to encourage and develop initiatives within its community for improving the quality of life of the community; and* *d) to represent the interests of its community to the wider community; and* *e) to exercise, perform and discharge the powers, functions and duties of local government under this and other Acts in relation to the area for which it is constituted."*	• *Provide open and accessible local governance.* • *Continually improve the quality and speed of information circulation within the community.* • *Actively engage in local community development through the Peak Body network.* • *Provide effective services to Elected Members to assist in the performance of their roles.* • *Complete stormwater management plans for vulnerable towns and communities.* • *Lobby for the recruitment of funding, Federal, State and private to support the Council in the implementation of mitigation measures.* • *Education and awareness raising within the community about living with fire and flood risk.* • *Support for the Peak Body network in building community capacity, resourcefulness and collaboration.* • *Hold outreach Council meetings to engage communities in the business of Council.* • *Recognising the risk profile of this district to natural disasters, especially fire and flood and identifying and implementing viable measures to reduce the risk to human life and property.* • *Develop and maintain a compliant Work Health & Safety and Injury Management System framework for Council consistent with legislation and the Code of Conduct for self insured employers under the Work Cover Scheme.* • *Council is committed to the provision of risk management strategies that allows for legislative compliance and the protection of all stakeholders including Council, committees, employees, the community and general public in their involvement, provision and use of Council services and assets. This will also consider long term sustainability and the practical and prudential management of Council property and resources on behalf of ratepayers.* • *Promote continuous improvement of Work Health & Safety and Injury Management systems.* • *Monitor and review the Business Continuity Plan to ensure readiness for disruption events.* • *Monitor and review the Emergency Management Plan to ensure readiness for Council's role in emergency incident management and recovery.* • *Build digital and social media connection channels.* • *Increase the level of online business transaction available through Council.*

	Objectives	Strategies
Recreation	• *The Buildings, Land and Infrastructure held by Council are fulfilling a useful function providing public value.* • *These assets are fit for purpose and operated in a sustainable way that improves the quality of life experience for residents and visitors.* • *A healthy community enjoying a diverse range of activities and opportunities contributing to wellbeing and wellness.* • *Create a healthy and active community through a range of tailored services, facilities, and meeting places to satisfy community needs in an accessible and affordable manner.*	• *Focus on renewal and maintenance of existing assets.* • *Support the development of new programs to generate further interest and increase financial performance.* • *Partner in the ongoing development and upgrade of community recreation facilities.* • *Promote, encourage and foster healthy lifestyles for all community members, from infants to the elderly.* • *Apply and access funding opportunities to grow, maintain and develop recreation throughout the region.* • *Be a leader in the community in developing health, fitness and recreation.*
Environment	• *Conservation, interpretation and articulation of the strong environmental values across the district.* • *Healthy river systems.* • *Revegetation to create biodiversity and habitat links.* • *Reduced energy consumption.*	• *Encouragement of alternative renewable energy production whilst protecting important landscapes from inappropriate development.* • *Collaboration with the Northern & Yorke Natural Resource Management Board on the protection of threatened species in the context of lands and roadsides controlled by Council.* • *Support the establishment of one million indigenous plants by 2020.* • *Implement sustainable water use principles for public infrastructure.* • *Promote resource recovery through programs to minimise waste to landfill.* • *Assess the potential role for Council in developing underutilised public lands for the carbon farming initiative and seek partnerships for viable implementation.* • *Establish an environmental practice / innovation program to recognise outstanding environmentally sustainable development achievement.* • *Seek funding partners to establish a pilot low impact street lighting project in Stockport, to support the location of the Stockport Observatory.* • *Assessment of cemeteries under Council's jurisdiction for significant remnant vegetation areas, in collaboration with Northern & Yorke Natural Resource Management Board.*

	Objectives	Strategies
Environment *(continued)*		• *Encourage and support community volunteers to work with Council on the presentation and upkeep of townships and district assets.* • *Increase street lighting along main thoroughfares in towns to achieve Australian Standards and create a stronger sense of place and safety.* • *Encourage the establishment of township street tree themes.* • *Expand access to waste collection and recycling services to rural areas.* • *Purchasing and procurement practices to include assessments of packaging, energy efficiency, potential for recycling, greenhouse gas implications and local business development.*
Culture	• *Increase the capacity of the Library.* • *Cultural initiatives to improve quality of life and learning from cradle to grave.*	• *Increase the space available to the Clare Public Library including the incorporation of the Clare Regional History Group.* • *Investigation and conversion of underutilised public buildings to meet new needs for public art gallery space and other heritage and cultural services.* • *Support creativity, knowledge and imaginative thinking and empower the community through the support of cultural initiatives.*
Community Services	• *Minimise the risks of harm to people who live, work and visit the Council area.* • *The development of a broad offering of community services.*	• *Collaboration with the Bushfire Prevention Committee on measures to reduce fire risk.* • *Active management of bushfire risk through education and ensuring compliance with clearance requirements.* • *Proactive programs to reduce hazards and risks.* • *Build community capacity through education and awareness raising.* • *Identify new and emerging threats.* • *Encourage the establishment of Government Community Services for the Mid North.* • *Progressive upgrading of public conveniences to achieve a high standard of presentation and maintenance.* • *Work with Peak Bodies to agree on a partnership program for the development and maintenance of public cemeteries.* • *Establish an annual works program for all cemeteries under the care and control of Council.* • *Encourage the development of playground space and facilities with special provision for disability access.* • *Support the ongoing operation of the Clare & Gilbert Valleys Dry Zone Committee.*

	Objectives	Strategies
Community Services ***(continued)***		• *Encourage the establishment of Neighbourhood Watch programs to support community safety.* • *Support the ongoing provision of the Community Passenger Network by volunteers and the recruitment of grant funding for this service.* • *Support the ongoing operation of the Youth Advisory Committee and active engagement with Council in the implementation of their annual program.* • *Encourage participation in youth development programs conducted by local service clubs.* • *Encourage participation by communities in the work of Operation Flinders.* • *Undertake strategic site acquisition and development of off-street car parking in Clare and Riverton.* • *Establish a sound and sustainable funding base to provide for off-street car parking to meet business needs.* • *Upgrade signage to off-street car parking areas.* • *Review the relevance and appropriateness of time limit parking restrictions.* • *Review disability parking provisions with stakeholders and service providers.*
Economic Development	• *To support the development of Clare Valley tourism experiences.* • *Reinforce the Region as a principal South Australian cycling destination.* • *Support promotion of the Clare Valley as a Premium Wine Region and Australia's "Heart of Riesling".* • *Support the provision of high speed internet and telecommunications to all residents.*	• *Commercialise the Clare Valley Visitor Information Centre.* • *Establish the Council area as a bicycle friendly place.* • *Lobby for State / Federal Government funding for the development and maintenance of the trails network (Riesling, Rattler, Mawson and Heysen Trails).* • *Collaborate and negotiate with nearby Councils for the establishment of interconnecting trails.* • *Encourage new business development to harness the economic opportunities presented through the network of trails.* • *Collaboration with Regional Development Australia Yorke and Mid North on the retention, growth and attraction of business, education, health and government services.* • *Encourage retail growth and professional services to cater for the needs of an expanding population base.* • *Support the development of the Clare Valley Connect concept as a digital information service for residents and visitors.* • *Support Regional Development Australia Yorke and Mid North in the identification and development of new tourism product opportunities with commercial potential.*

	Objectives	Strategies
Economic Development *(continued)*		• *Promote Clare as the regional centre for the Mid North of South Australia and the heart of the Clare Valley Wine Region.* • *Support the Clare Valley Winemakers in the promotion of the Clare Valley as Australia's "Capital of Riesling".* • *Support for faster, better quality, cheaper access to high speed internet services.* • *Support a digital hub for workers who commute to their place of employment.* • *Encourage new business development focusing on the digital economy.* • *Encourage uptake and use of high speed internet through education, training and awareness raising.*
Business Undertakings	• *Achieving financial independence and sustainability for Council - run Community Wastewater Management Scheme projects.* • *The development of caravan parks to meet visitor expectations.*	• *Review whole-of-life costs for Clare, Saddleworth and Riverton Community Wastewater Management Scheme projects.* • *Ensure recovery of fees and charges through development contributions is adequate to support infrastructure and capacity requirements.* • *Ensure fees and charges for users are set at an appropriate level to achieve an adequate level of funding for the capital development, ongoing maintenance and eventual removal of the scheme.* • *Negotiate additional pathways for waste water reuse as a buffer for Clare, Riverton and Saddleworth Community Waste Water Management Schemes.* • *Administer the lease with Discovery Holiday Parks and requirement upon the operator to invest in new product development and expansion of the accommodation offering.* • *Support ongoing improvement of visitor facilities at parks located in Riverton, Saddleworth and Auburn.*
Regulatory Services	• *Orderly development of the Council area which complies with legislative requirements.* • *Development which complements the heritage values of the district.* • *To provide a safe and clean environment for all.* • *Administration of the Dog and Cat Management Act.*	• *Implementation of the approved program from the Strategic Directions Review through investment in Development Plan Amendments of the Development Plan for the Council area under the Development Act.* • *Community education to increase knowledge and awareness of rights and responsibilities.* • *Proportionate allocation of resources to manage legislative requirements.* • *Encourage and facilitate responsible pet ownership and environmental responsibilities whilst maximising public safety.* • *Implementation of the Dog and Cat Management Plan.*

Autumn in Penwortham

COUNCIL STRUCTURE

COMMUNITY
ELECTED COUNCIL

Chief Executive Officer
Roy D Blight

The role of the Chief Executive Officer is to provide leadership to the Council on issues of importance to its Communities and the Region, as well as managing the assets and affairs of the Council, effectively and efficiently coordinating its corporate resources, managing the legislative and strategic financial framework and the provision of strategic intervention as required. The Chief Executive Officer is responsible for implementing Council decisions and policies, day to day operations and affairs of the Council, proper management and maintenance of Council assets and resources, coordination of proposals, providing advice to the Council, application of proper management practices and assisting Council to assess performance against its strategic management plans.

DEVELOPMENT, INFRASTRUCTURE & ENVIRONMENT
Acting Manager
Brenton Hall

This function includes transport infrastructure planning, design, construction, maintenance and parks and reserves. Responsible for asset and property management, community wastewater management schemes and stormwater drainage.

Responsible for management and delivery of planning, building and health, policy development and services.

GOVERNANCE & COMMUNITY SERVICES
Manager
Leanne Kunoth

This function includes the statutory requirements and corporate governance policies and procedures of Council. Responsible for risk mitigation, WHS, insurance, customer service, regulatory compliance and community liaison.

Including management and delivery of public library service.

RECREATION FACILITIES
Acting Manager
Katie Knappstein

This function includes operation of The Valleys Lifestyle Centre and Riverton Swimming Pool.

FINANCE
Acting Manager
Carol McAvaney

This function includes the provision of sound financial management including annual financial statements, management accounting, budget preparation, rates collection, electoral roll, payroll and creditors.

Key Actions and Strategic Initiatives for the Financial Year 2015/2016 by Department

A summary of functions and core services of each of Council's four departments is provided below. In addition, to achieve the objectives listed in the Strategic Plan, a number of key actions for each department for the forthcoming financial year are listed.

The core services for each department are funded from the Council operating budget and the key actions for each department for the 2015/2016 financial year, which are derived from the Strategic Plan, are funded from a combination of the operating budget and the capital budget.

The key actions for each of the departments that are funded through the capital and the operational budget have an allocated funding component nominated.

Governance & Community Services Division

Division Description

This department is responsible for the statutory requirements and corporate governance policies and procedures of Council, ensuring that Council is effectively and efficiently coordinating its resources. It is also responsible for Community Liaison, Event Management, Community Transport, Emergency and Disaster Management.

Core Services

- Governance and Executive Services
- Legislative Compliance
- Support Services for Mayor and Council Members
- Risk Management including Insurance
- Event Management
- Work Health and Safety and Injury Management
- Customer Services
- Records Management
- Community Transport
- Contracts, Leases, Licences and Permits
- External and Community Grant Funding
- Community Liaison
- Human Resources
- Emergency and Disaster Management
- Information and Communication Technology
- Youth

2015/2016 Key Actions

1. Hold regular Council meetings and Council workshops.
2. Hold community forums including those for Peak Bodies and Community Committees.
3. Promote and support the role of the Mayor including the conduct of civic receptions, Australia Day celebrations, Citizenship Ceremonies and Twinning arrangements.
4. Promote and support the roles of Council Members, including the ongoing use of ICT and training.
5. Identify and implement all appropriate and relevant legislation, standards and codes pertaining to local government business.
6. Develop and review policy, procedures, systems and processes to reflect legislation and good governance, including the review of Council's delegations register.
7. Continue to work towards the development of the Work Health and Safety Local Government One System in compliance with Local Government Workers Compensation Scheme and Workcover requirements.
8. Continue to maintain the asbestos register in accordance with legislation, to identify the type, condition and location of asbestos in all Council buildings and structures. Council continues to work with Carter Corporation, to conduct this inspection annually.
9. Continue to support Peak Body Projects which range in diversity and complexity and maintain insurance reimbursements with an annual allocation of $58,500 in the budget.
10. Continue to support Community Committees with a budget allocation of $3,000.
11. Promote the Mid North Community Passenger Network which is hosted by Council to continue the improvement of services to the community.

Corporate Governance & Community Services

12. Continue to assist the community to risk manage community events.
13. Continue to develop/review Council's Emergency Management Plans and Business Continuity Plans.
14. Provision of financial support for a Youth Development role $42,000.

2014/2015 KEY ACTIONS	2014/2015 OUTCOMES
Hold regular Council meetings and Council workshops.	All meetings and workshops conducted with one Council meeting held in the community of Mintaro.
Hold community forums including those for Peak Bodies and Community Committees.	Community Committees and Peak Body recognition evenings held in February 2015 and March 2015.
Promote and support the role of the Mayor including the conduct of civic receptions, Australia Day celebrations, Citizenship Ceremonies and Twinning arrangements.	Australia Day celebrations were held in Riverton, Saddleworth, Manoora, Auburn and Clare. Civic receptions were held throughout the year.
Promote and support the roles of Council Members, including the ongoing use of ICT and self-assessment and training.	Council Members have continued to embrace the IPads within the Council Chamber and therefore are working towards technology based Council meetings and workshops. Mandatory Council Member Induction Training was completed by February 2015.
Identify and implement all appropriate and relevant legislation, standards and codes pertaining to local government business.	All relevant legislation standards and codes pertaining to local government identified and adhered to.
Develop and review policy, procedures, systems and processes to reflect legislation and good governance, including the review of Council's delegations register.	Policies that required review with the new Council were adopted on 17 November, 2014. Delegations register reviewed as required by legislation.

Corporate Governance & Community Services

2014/2015 KEY ACTIONS	2014/2015 OUTCOMES
Continue to work towards the development of the Work Health and Safety Local Government One System in compliance with Local Government Workers Compensation Scheme and Workcover requirements.	WHS Policies, Procedures and documents are continuing to be reviewed as required by legislation and self insured performance indicators.
Continue to support Council employees in training, including employees currently undertaking nationally recognised training, ranging from certificate to diploma level. While this is reflected in the budget it should also be noted that funding has been obtained for much of this training through a range of government and federal funded programs.	Training continues to be undertaken by employees in nationally recognised training. State and Federal Government funding is sourced to support training with Council. Council staff continue to undertake a range of in-house training in accordance with Council's training program.
Continue to maintain the asbestos register in accordance with legislation, to identify the type, condition and location of asbestos in all Council buildings and structures. Council continues to work with Carter Corporation to conduct this inspection annually.	Council has continued to engage Carter Corporation to assess and maintain the Asbestos Register for all Council properties. Council continues to remove asbestos according to Hazard Risk Priority.
Continue to support Peak Body Projects which range in diversity and complexity and maintain insurance reimbursements with an annual allocation of $58,500 in the budget.	Peak Body projects supported and insurance reimbursed as per Peak Body Agreements.
Continue to support Community Committees with a budget allocation of $7,000.	Community Committees supported through funding allocation.
Promote the Mid North Community Passenger Network which is hosted by Council to continue the improvement of services to the community.	Mid North Community Passenger Network continues to grow in usage in all four partner Council areas.
Continue to assist the community to risk manage community events.	Council continues to assist the community to risk manage various community events across the whole Council area.
Continue to develop/review Council's Emergency Management Plans and Business Continuity Plans.	Council has developed the Emergency Management Plan and Business Continuity Plan.

Corporate Governance & Community Services

Libraries & Information Services Division

Division Description

The Clare & Gilbert Valleys Library Service endeavours to engage, inspire and inform community members and help build strong communities by supporting reading and literacy, research, digital literacy and providing social connections.

Core Services

- Library lending service (books, magazines, audio visual) and online catalogue
- Access to e-books, e-audio books and electronic reference and learning tools
- Home library service
- IT access (including wireless Internet) in the Library
- Digital literacy
- Reference, information service and local history
- Special library collections (including resources for the visually impaired)
- Lifelong learning, early and digital literacy programs and social capital programs
- Community Information services.

2015/2016 Key Actions

1. Review days of operation and opening times to achieve budget allocation.
2. Consolidate and strengthen the *One Card* (State) Network. Continue to provide access to quality information and resources.
3. Build partnerships within the local community
4. Consolidate, review and respond to community needs for lifelong learning programs including digital literacy and early learning programs.
5. Manage and promote collections both physical and digital
6. Develop “community space” aspect of the Library Service

The Write Week’s 2014 official opening was held in the Clare Valley Discovery Centre. Pictured is Mayor Allan Aughey, OAM. The Write Week Committee and guest authors from around Australia.

Corporate Governance & Community Services

Libraries & Information Services Division

2014/2015 KEY ACTIONS	2014/2015 OUTCOMES
Maintain core services.	Core services maintained reflecting the requirements of communities served, including the focus on print and digital literacy, lifelong learning, and library programs.
Consolidate and strengthen the *One Card* (State) Library Management Network. Continue to build partnership with Riverton School Community Library.	Improvement of both collection and customer databases. Ongoing staff training to build knowledge and competence in managing the system. Heather Lymburn is northern representative on State library management user group. Continued systems support of the Riverton Community Library.
Design interior space at the *Clare Discovery Centre* to meet customers' needs.	Clare Valley Discovery Centre interior modified to incorporate Visitor Information Centre. Where possible existing furniture was recycled Children's section was remodelled to incorporate greater flexibility and showcase collection.
Evaluate opening hours at the *Clare Discovery Centre* to assess they meet changing community needs and the dual role of the centre.	Report containing an overview of opening hours was presented to the May 2015 Council meeting, following the establishment of the Clare Valley Wine Food & Tourism Centre.
Continue to consolidate the library and visitor information functions of the centre.	In the period 1/7/14 - 22/3/15 approximately 16,000 Visitors were assisted by staff. The Visitor Centre function was terminated from the Library service on 23 March 15.
Extend lifelong learning programs to help bridge the digital divide and build foundation information literacy skills in the community	Informal one on one digital literacy help has been extended to include formal classes once a week. From 1 May 2015 classes will be increased to twice a week.

Department Description

The Recreation Facilities Department is responsible for: The co-ordination of recreation facilities and services across the district; performance, management and operations of The Valleys Lifestyle Centre; and the Riverton Swimming Pool.

Core Services

- Recreation, lifestyle, fitness and community wellbeing
- Indoor / Outdoor Sports Facilities
- Aquatic Facilities

2015/2016 Key Actions

1. Provide ongoing support to local sporting groups and associations with details of grant funding opportunities to help build a healthy and vibrant community.
2. Increase marketing through a variety of media to promote all recreation services and programs, specifically the Riverton Pool and The Valleys Lifestyle Centre.
3. Continue to seek and deliver major sporting events for the region.
4. Work to improve customer service, traffic management and retention for all recreation services provided by Council.
5. Seek grant funding opportunities for recreation projects for Council owned assets.
6. Work closely with the Clare Sports Club to improve services and increase use of the function centre.
7. Continue to be part of the Clare Half Marathon Committee to promote the event and increase entries.
8. Build on the successful implementation of activities such as revolution cycling classes, local running group and Council offered sporting programs such as Futsal, Gymnastics, Play-Gym, Club Active and Ladies Netball.
9. Plan and deliver the inaugural Wine, Wheels and Whiting cycling event to link tourism and recreation with the District Council of The Copper Coast.
10. Conduct a review of the future operation and management of the Valleys Lifestyle Centre and Riverton Swimming Pool.
11. Develop an events strategy and funding model.

Clare Masters Games April 15

Recreation & Lifestyle

2014/2015 KEY ACTIONS	2014/2015 OUTCOMES
Continue to update, review and follow the recreation business plan.	The recreation business plan is continually reviewed and updated as required.
Seek grant funding opportunities for projects such as pool blankets, entrance sign, turnstile entry system and shade for the outdoor pool at The Valleys Lifestyle Centre.	Grant funding opportunities are continually sought and applied for by Council.
Provide local sporting groups and organisations with details of grant funding opportunities to help build a healthy and vibrant community.	Council continues to provide local sporting groups and organisations with grants and funding details to help build a healthy and vibrant community.
Increase marketing through a variety of mediums to promote services and programs at Riverton Pool and The Valleys Lifestyle Centre	Council continues to market services and programs for both The Valleys Lifestyle Centre and the Riverton Pool through a variety of media.
Plan, event manage and deliver the 2015 Clare SA Masters Games in conjunction with the local community and Sport SA.	The 2015 Mr. Mick Clare SA Masters Games was successfully planned and event managed and delivered in conjunction with the local community.
Work to improve customer service, improve traffic management and centre retention.	Council has implemented in house training sessions for all staff at the Centre to assist in continually improving customer service and traffic management. A retention program has been put into action to assist in the retention of existing members and also to increase membership base through new memberships.
Work closely with the Clare Sports Club to improve services and increase use of the Function Centre.	Council has continued to liaise with Clare Sports Club management to increase the use and services of the Function Centre. The Clare Sports Club was heavily utilised as part of the 2015 Mr. Mick Clare SA Masters Games and also held the official function for the Clare Valley International Tennis Tournament.
Continue to be part of the Clare Half Marathon Committee to promote the event and increase entries.	Council has continued to support and promote the Clare Half Marathon with entries anticipated to exceed 600.
Build on the successful implementation of activities such as bootcamps, local running group and Council offered sporting programs.	Council has continued to seek and implement new activities for both existing patrons of The Valleys Lifestyle Centre and to attract new members. The Valleys Lappers is one example of a new activity implemented which has met with success.

Infrastructure Division

Division Description

The Infrastructure Division of the Development, Infrastructure and Environment Department is responsible for the maintenance of Council assets and infrastructure, including roads, footpaths, bridges, community wastewater, stormwater drainage, street trees, parks, gardens, ovals, reserves, transfer stations and all of Council's building assets.

Core Services

- Road maintenance and construction
- Bridge maintenance and construction
- Footpath and kerbing maintenance and construction
- Parks, reserves and playground maintenance
- Stormwater maintenance and construction
- Streetscape maintenance and construction
- Cemeteries maintenance
- Public building maintenance
- Community wastewater management schemes
- Waste collection and disposal

2015/2016 Key Actions

1. Community Waste Water Plants – infrastructure renewal – pumps or aerators.
2. Off-Street car parking - Seal Burton Street car park opposite car wash, Clare.
3. Scholz Park Cottage - Electrical upgrade.
4. Waste Management - Build a Riverton transfer station, pending EPA and development approval & community consultation.
5. Stormwater & Drainage **-** Norman Drive and Maynard Road, Clare. Clare Township Catchment Study.
6. Floodsafe plan - Dry Sand Shed at Clare and Riverton (subject to Grant Funding).
7. Footpath Renewal - Riverton, continuation of Stage 1, and Main North Road, Clare within Clare central business district.
8. Parks & Gardens - Off Leash Dog Park, Clare.
9. Footpaths & Kerbing - Footpath and kerbing, South Street, Auburn. Footpath Blyth Rd, Clare. Footpath and kerbing- tree damage as required.
10. Roads Sealed:-

<u>Roads to Recovery Grant</u>
Min - Man Road – preconstruction activities to be completed
Torr Street, King Street and Bright Street, Mintaro to be sealed
Hicks Road (portion), Armagh to be sealed

<u>Roads to be resealed</u>
Industrial Street, Sevenhill,
School Street, Sevenhill,
Jenner Street, Sevenhill,
Anton St from School St to Industrial St, Sevenhill,
Glebe Close, Clare (reconstruction & seal),
Hentschke Road, Clare
Young Street, Clare

2015/2016 Key Actions (cont)

Jacka Rd , Mintaro
Kingston Rd, Mintaro
Mill St, Mintaro from Burra St to Wakefield St

Muanu Road (Part), Bocconoc Park

Auburn – Manoora – from Overton Rd to Marydale Rd and from Sniper Rd to Byrne Rd
Cairns Crescent, Riverton

Roads to be sealed
South Street, Auburn

12. **Rural Resheeted—**

Basham Rd from MacDonald Rd to Stradbrooke Rd, Stanley Flat
Blenheim Rd from Leasingham-Mintaro Rd to Sandows Rd, Watervale
Blocks Rd Riverton from Farm Driveway to Road Reserve, Riverton
Blocks Rd Riverton from Rhynie-Marrabel Rd to Windy Hill Rd, Riverton
Blocks Rd Riverton from Road Reserve to Old Main North Rd, Riverton
Blocks Rd Riverton from Windy Hill Rd to Farm Driveway, Riverton
College Rd from End of Seal at Town Boundary to Spring Farm Rd, Sevenhill
Crawfords Rd from Saddleworth Rd to Hazeleigh Rd, Saddleworth
Edwards Rd from Floodway to Quarry Rd, Polish Hill River
H. Behn Rd from Powerline North Rd to Main Rd , Steelton
Hazeleigh Rd from Crawford Rd to Hut Rd, Saddleworth
Hazeleigh Rd from End of Seal, East of Steelton Rd to Crawford Rd, Saddleworth
Hazeleigh Rd from Hut Rd to Steelton Rd, Saddleworth
Heysen Rd from Murrays Rd, Marrabel south to the Council boundary
McInerney Rd from Road Reserve to Garryowen Rd, Riverton
McInerney Rd from Start of Sheeting to Road Reserve, Riverton
Mt George Rd from Farm Driveway, Auburn
Mt Rufus Rd from Claremont Rd to The Gap Rd, Polish Hill River
Mt Rufus Rd from Road Reserve at to Claremont Rd, Hill River
Mt Rufus Rd from The Gap Rd to Road Reserve, Polish Hill River
Mt Rufus Rd from Road Reserve to Polish Hill Rd, Polish Hill River
Old Blyth Rd from Scobie Rd to Hicks Rd, Armagh
Old Burra Rd East from Hilltown Rd to Weckert Rd, Hill River
Old Main Rd South from Hoopers Rd to Connells Rd, Giles Corner
Powerline North Rd from H. Behns Rd to Pluckehahns Rd, Steelton
Powerline South Rd from south of Range Rd to Church Rd, Marrabel
Powerline South Rd from Rowett Rd to Tothill Rd, Marrabel
Powerline South Rd from Tothill Rd to end of sheeting at Road Reserve, Marrabel
Riverton-Undalya Rd from Mitchells Rd to Slape Rd, Riverton
Riverton-Undalya Rd from Riverton Rd to Road Reserve, Riverton
Rowett Rd from Light River Rd to Quarry Rd, Marrabel
Rowett Rd from Main Road to Light River Rd, Marrabel
Rowett Rd from Powerline South Rd to Main Road , Marrabel

Development, Infrastructure & Environment

2015/2016 Key Actions (cont)

Salter Springs Rd from end of seal to bend, Rhynie
Sandows Rd from Leasingham-Mintaro Rd to St Andrews Rd, Watervale
Sandows Rd from St Andrews Rd to Quigley Rd, Auburn
Schulz Rd from Barrier Hwy to Old Main North Rd , Riverton
Schulz Rd from Old Main North Rd to Sheoak Rd , Riverton
Sheoak Rd from Marrett Rd to Hannafard Rd, Riverton
Sommerville Rd from Lehman Creek Rd to Hilltown Rd, Hilltown
Spring Farm Rd from Stone Cutting Rd to Sevenhill-Mintaro Rd, Sevenhill
Spring Farm Rd from Sevenhill-Mintaro Rd to Pawelski Rd, Penwortham
Steelton Rd from Crawford Rd to Hazeleigh Rd North, Saddleworth
Steelton Rd from end of Seal to Crawford Rd, Saddleworth
Steelton Rd from Hazeleigh Rd North to Ricketts Rd, Saddleworth
Stradbrooke Rd from Basham Rd to Rossmore Rd, Stanley Flat
Taylors Rd from Winery Rd to Kenworthy Rd, Auburn
Toringa Rd, Farrell Flat

13. Road Signs – Complete the Rural Property Addressing project and replace damaged signs.
14. Other Infrastructure – replace “Simmos Bridge” on Hazeleigh Road, Saddleworth (Subject to Grant Funding)

2014/2015 KEY ACTIONS	2014/2015 OUTCOMES
Resheeting approximately 81.5 kilometres of unsealed roads including those funded from the Disaster Fund.	The following roads were resheeted - Weckert Rd, Morrison Rd, Neagles Rock Rd, Old Burra Rd, Hicks Rd, Hilltown Rd, Bates Hill Rd, Spring Farm Rd, Moccundunda North Rd, Old Blyth Rd, Scobie Rd, Catholic Church Rd, Claremont Rd, Dame St, Great Northern Rd, Mt Horrocks Rd, Polish Hill Rd, Square Mile Rd, St Andrews Rd, Toringa Rd, Trillians Hill Rd, Wakefield Rd and Bluff Rd. Flood Damage Sheeting - Callery Rd, Frederick Rd, Pindari Rd and Vogts Rd.
Reseal approximately 4.5 kilometres of sealed township roads.	The following roads were resealed —Archer St & King St, Auburn; Hannaford Lane, Riverton; and, Warenda Rd, Wendouree Rd, York Rd, between Gillen & Gleesons Sts, Lennon St between Archer St & Station Rd, Neagles Rock Rd, Wright Place, Hartley Road and Daly St, Clare.

Continue program to construct and seal the Min Man Road with Roads to Recovery funding.	1.85 km of road was reconstructed and sealed.
Installation of guard rail on the Pioneer Avenue bridge.	Guard rail installed.
Development of the Mill Street Car Park in Clare.	Car park created.

Oil spill on Pioneer Avenue, Clare from a punctured diesel tank, backhoe used to lift rubbish from creek.

Workmen working on the Main Street project in Riverton.

Development, Infrastructure & Environment

Development, Environment & Regulatory Services Division

Division Description

The Planning and Development Department is responsible for the administration of matters relating to Planning, Building and Environmental Health.

Core Services

- Planning assessment
- Building assessment
- Planning policy development
- Septic tank assessment
- Environmental Health
- Food Premises Inspections
- Regulatory Services—bushfire management, animal management and parking controls

2015/2016 Key Actions

1. Finalise the District Townships and Settlements Development Plan Amendment Report and update Council's Development Plan policy accordingly.
2. Encourage development that reflects the desired character outcomes for the Clare and Gilbert Valleys.
3. Communicate with applicants and developers to ensure best development outcomes.
4. Retain and strengthen the economic potential of Primary Production land.
5. Identify and protect places of heritage and cultural significance, and desired town character.
6. Encourage development to be above the minimum Energy Efficiency Star Rating for environmental sustainability.
7. Clare Township Development Plan Amendment.

Development, Infrastructure & Environment

2014/2015 KEY ACTIONS	2014/2015 OUTCOMES
Progress the District Townships and Settlements Development Plan Amendment Report for various townships within the Clare & Gilbert Valleys Council area.	The District Townships and Settlements Development Plan Amendment Report investigations, public and agency consultations have been completed. The document has been finalised and will be submitted to Council and subsequently the Minister for approval.
Plan to provide residential land to enable a supply of diverse, affordable and sustainable housing to meet the needs of current and future residents and visitors.	Progressing the Development Plan Amendment Reports identified as priorities in Council's Strategic Directions Review to ensure that there is an adequate supply of appropriately zoned land available for development.
Identify and protect places of heritage and cultural significance, and desired town character.	State and Local Heritage places are listed within Council's Development Plan and applications are assessed to ensure that they are compatible with the characteristics of the heritage place. Council staff consult with Heritage Advisors to ensure that the heritage character is preserved.
Strategically plan and manage town growth.	Continue to provide adequate allocation of resources to manage growth pressures, and continue to review Development Plan Policies.
Continue to review planning policy through the Development Plan Amendment process.	Progressing the priority Development Plan Amendment Reports so that state, regional and local policy align ensuring that local policy is relevant.
Encourage development to be above the minimum Energy Efficiency Star Rating for environmental sustainability.	Developments are assessed against the relevant provisions contained with the Building Code of Australia, ensuring the necessary requirements are met.

Department Description

The Finance department provides internal support to all departments, to ensure the provision of sound financial management for Council. This includes management, accounting, treasury, purchasing, payroll, accounts payable/receivable and services. This department is also responsible for managing services to the Clare & Gilbert Valleys community including rates collection and policy development.

Core Services

- Financial Management including both internal reporting and statements required by legislation
- Rates – Effective assessment, maintenance, processing and collection of Council's rate income
- Ensure accurate recording of Electoral Roll
- Payroll – Manage Council staff entitlements and wages
- Creditors – Manage Council's processing and payment of goods and services
- Debtors – Effective processing and collection of Council's non-rateable revenue
- Plant – Maintain operating plant ledger

2015/2016 Key Actions

1. Steer the annual budget setting processes.
2. Provide financial reports as required by departments to allow for effective monitoring.
3. Prepare external reports including Annual Financial Statements and Australian Bureau of Statistics Returns.
4. Facilitate the finalisation of the review of the Infrastructure and Asset Management Plan (IAMP).
5. Revise ten year Long Term Financial Plan in conjunction with the IAMP.
6. Continue to assist the Audit Committee as required by the Local Government Act.
7. Conversion to new IT Software.
8. Changeover to new auditors—Galpins.
9. Internal control development.
10. Procurement system development.

Pearson's Cellar Door, Penwortham

Finance

2014/2015 KEY ACTIONS	2014/2015 OUTCOMES
Steer the annual budget setting processes.	Annual Business Plan and Budget 2014/2015 was adopted by Council on 18 June 2014, following a period of public consultation.
Provide financial reports as required by departments to allow for effective monitoring.	Monthly reports provided with budget reviews quarterly.
Prepare external reports including Annual Financial Statements and Australian Bureau of Statistics Returns.	Annual Financial Statements for the year ended 30 June 2014 were adopted on 17 November 2014 following a successful audit by Council's independent external auditors.
Facilitate the finalisation of the review of the Infrastructure and Asset Management Plan (IAMP).	Ongoing
Revise ten year Long Term Financial Plan in conjunction with the IAMP.	Ongoing
Continue to assist the Audit Committee as required by the Local Government Act.	Audit Committee Meetings held 11 August 2014, 3 November 2014, 11 February 2015 and 5 May 2015.

CLARE & GILBERT VALLEYS COUNCIL

CAPITAL EXPENDITURE SUMMARY FOR 2015/2016 BUDGET

Business Undertakings	Renewal	New	Total
	$,000	$,000	$,000
Community Wastewater Management Systems			
Clare CWMS			
Pipe network, possible pump or aerator renewal	65		
Sediment reduction scheme		50	
Riverton CWMS			
Pipe network, possible pump or aerator renewal	100		
Saddleworth CWMS			
Pipe network, possible pump or aerator renewal	20		
	185	**50**	**235**

Community Support	Renewal	New	Total
	$,000	$,000	$,000
Community Services			
Mid North Community Passenger Network			
Replacement Vehicles x 1	29		
Community Amenities			
Off Street Parking			
Burton Street, Clare		10	
	29	**10**	**39**

Culture	Renewal	New	Total
	$,000	$,000	$,000
Library Services			
Clare Valley Discovery Centre			
Books, etc, excluding those received free	32		
RFID Barcode Reader	3		
Signage	5		
Saddleworth Library			
RFID Barcode Reader	3		
Cultural Services			
Museums & Galleries			
Scholz Park Museum	10		
	53	**0**	**53**

Environment	Renewal	New	Total
	$,000	$,000	$,000
Transfer Stations			
Build a Riverton transfer station, pending development approval & community consultation		80	
Stormwater & Drainage			
Norman Drive, Clare	50		
Maynard Road Drainage, Clare	10		
Clare township catchment study including William Street	130		
	190	**80**	**270**

Recreation	Renewal	New	Total
	$,000	$,000	$,000
Parks & Gardens			
Off Leash Dog Park - New escape proof entryway, water supply, bag dispenser	2		
Ennis Park pavers	80		
Valleys Recreation Centre			
Photocopier	10		
Recreation Grounds General			
Building renewal	12		
	104	**0**	**104**

Transport	Renewal	New	Total
	$,000	$,000	$,000
Footpaths & Kerbing			
Footpath, South Street, Auburn		10	
Kerbing, South Street, Auburn		20	
Footpath, Blyth Road, Clare for Clare Valley Children's Centre		20	
Footpath, tree damage as required	20		
Kerbing, tree damage as required	20		
Footpaths - Riverton & Clare	230		
South Street, Auburn brought forward	20		
	290	**50**	**340**
Roads Sealed			
Construct & Seal (Roads to Recovery)			
Torr Street, King Street, Bright Street, Mintaro		175	
Min Man Road		150	
Hicks Road, Armagh		150	
	0	**475**	**475**

Reconstruct & Seal			
Glebe Close, Clare	80		
Resealing			
Anton St from School St to Industrial St, Sevenhill	7		
Auburn-Manoora Road from Overton Road to Marydale Road	39		
Auburn-Manoora Road from Sniper Road to Byrne Road	30		
Cairns Crescent, Riverton	16		
Hentschke Road, Clare	5		
Industrial Street, Sevenhill	8		
Jacka Road, Mintaro	17		
Jenner Street, Sevenhill	2		
Kingston Road, Mintaro	30		
Mill St, from Burra St to Wakefield St, Mintaro	4		
Outa Wurta Road, Muanu	35		
School Street, Sevenhill	4		
South St, Auburn, brought forward from F15	20		
Young Street, Clare	11		
	308	**0**	**308**

Roads Formed & Surfaced			
Roads to Recovery			
Renewal Formed & Surfaced Roads	318		
Rural Resheeted			
Basham Road	22		
Blenheim Road	20		
Blocks Road	78		
College Road	9		
Crawford Road	25		
Edwards Road	47		
H Behn Road	17		
Hazeleigh Road	82		
Hydedale Road	23		
McInerney Road	32		
Mountain Street	10		
Mt George Road	100		
Mt Rufus Road	95		
Old Blyth Road	26		
Old Burra Road	24		
Old Main Road	17		
Powerline North Road	23		
Powerline South Road	43		
Riverton-Undalya Road	68		
Rowett Road	89		
Salter Springs Road	30		
Sandows Road	71		
Schulz Road	29		
Sheok Road	26		
Sommerville Road	56		
Spring Farm Road	46		
Steelton Road	80		
Stradbrooke Road	37		
Taylors Road	43		
Toringa Road	27		
	1613	**0**	**1613**

Other Road Infrastructure			
Completion of rural property addressing project and replacement of other road signs	50	70	
	50	**70**	**120**

Plant Hire & Depot	Renewal	New	Total
	$,000	$,000	$,000
Plant & Machinery Operations			
Works Vehicle - Truck to replace 2 utes	75		
Combination Rollers x 2	70	70	
Depot Indirect			
Mower Trailer		10	
Truck mounted water tank	30		
Concrete floor in shed, Benny's Hill		20	
Sundry minor plant	13		
Saddleworth depot service pit platform		80	
	188	**180**	**368**

Administration	Renewal	New	Total
	$,000	$,000	$,000
Clare Office			
Photocopier	10		
Other Support Services			
Computers, Server, Software Licences	26		
Software Replacement	157		
	193	**0**	**193**
	3203	**915**	**4118**

The 2015/2016 budget has been formulated to ensure a balance is achieved between the provision of services to the community and the long term financial sustainability of the Council.

Operating Income by Function - 2015/2016 Budget

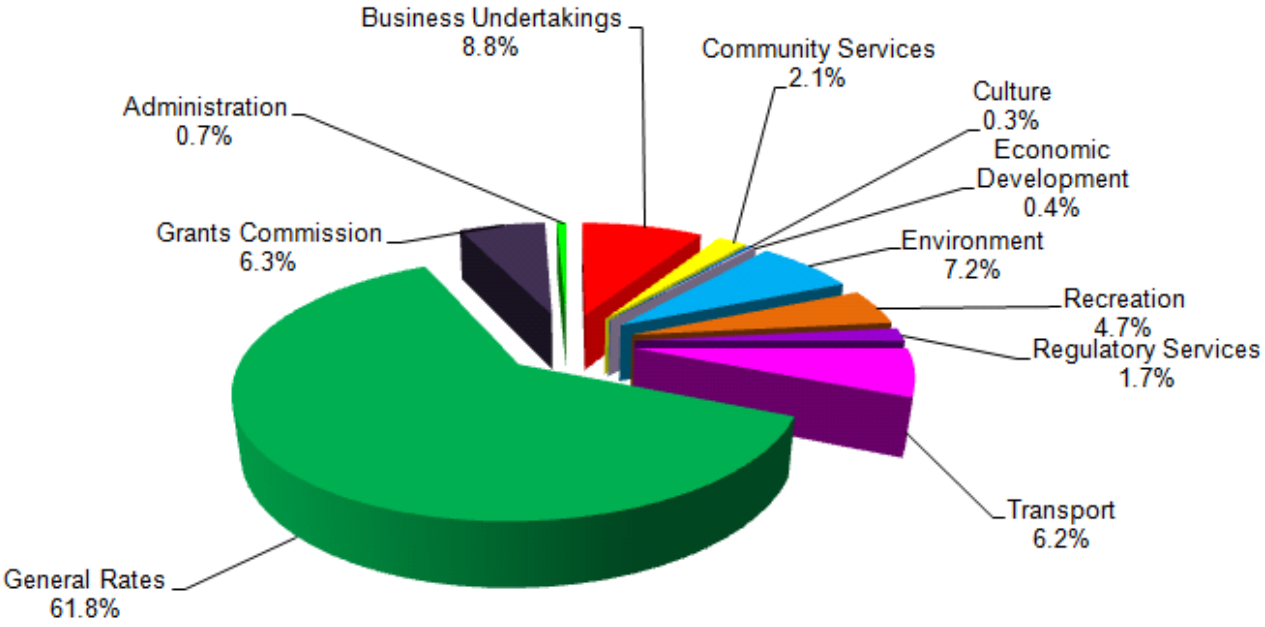

Operating Expenses by Function - 2015/2016 Budget

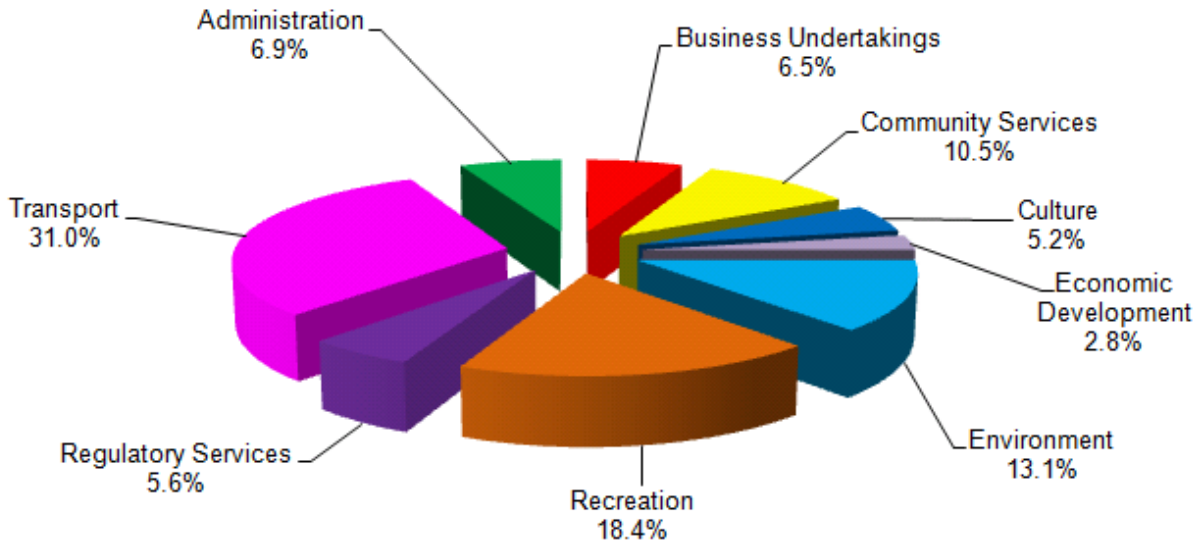

Operating Graphs

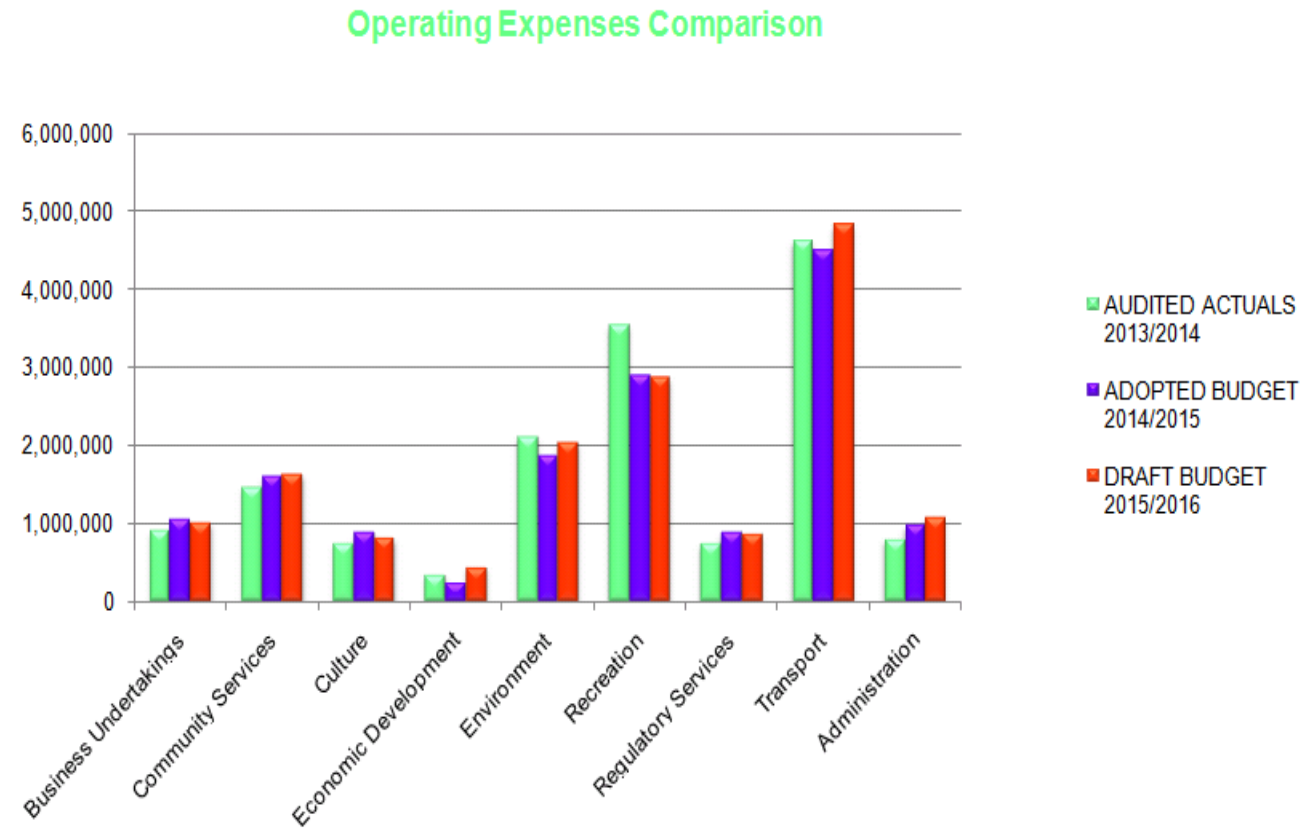

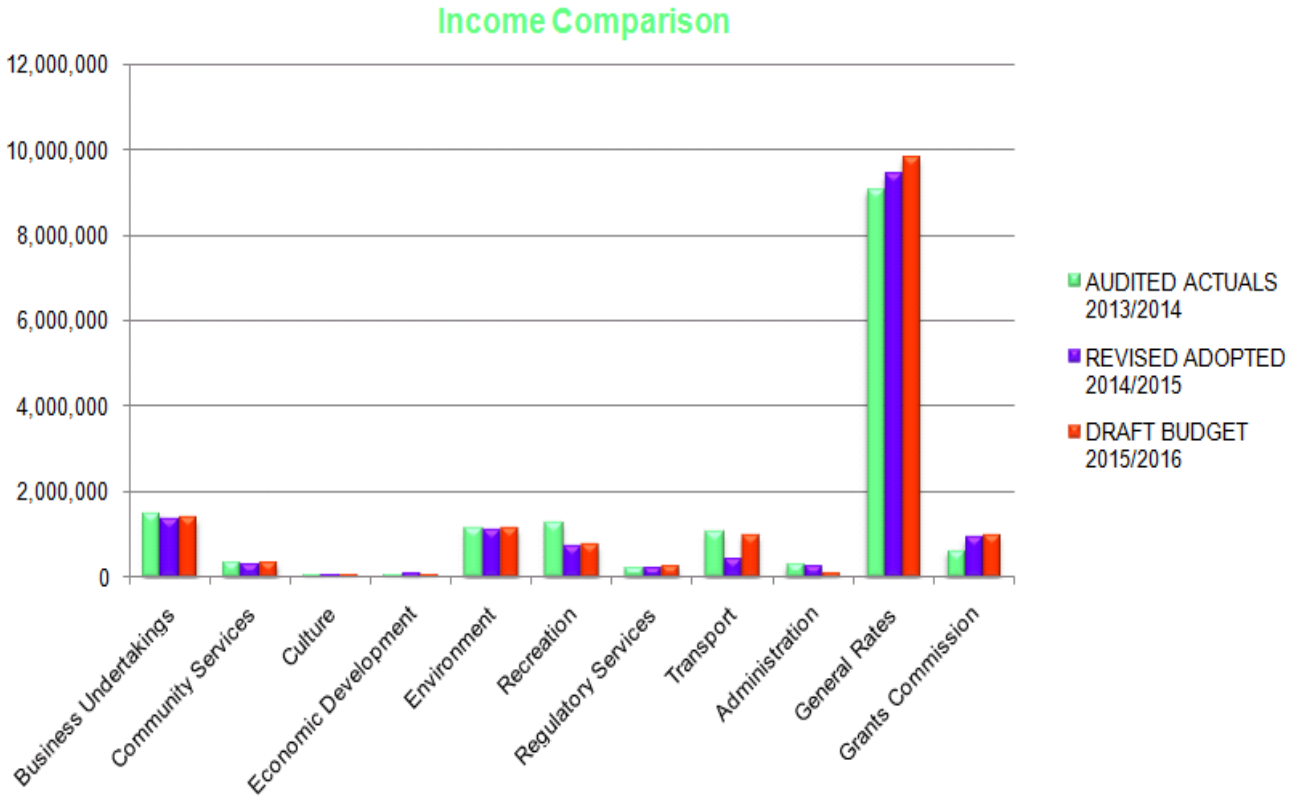

Council has determined that the application of an annual rating policy should be developed within a framework which integrates planning from a strategic directions level through to a service delivery level. In formulating the Rating Policy for 2015/2016, Council has taken into account the fact that rates constitute a system of taxation for local government purposes (Section 150 Local Government Act, 1999).

The strategic directions for the Clare & Gilbert Valleys Council are outlined in the Strategic Plan of Council.

As part of the financial planning and budget processes, Council proposes to increase the overall general rates by 3.9% over that raised in 2014/2015 financial year. The actual increase payable by any individual ratepayer may be more or less than this depending on the movement in the capital value of their property relative to other properties within the land use category.

Rates revenue is used to provide a range of services such as road rehabilitation, footpath repairs and maintenance, stormwater drainage, the collection of rubbish and recyclable materials, ongoing maintenance of parks, gardens and buildings, street lighting and street cleaning, libraries, animal control, planning and enforcement of local laws.

Method Used to Value Land

Council continues to use capital value as the basis for valuing land within the Council area. The Council considers that this method of valuing land provides the fairest method of distributing the rate burden across all ratepayers on the following basis:

- the equity principle of taxation requires that ratepayers of similar wealth pay similar taxes and ratepayers of greater wealth pay more tax than ratepayers of lesser wealth;
- property value and capital value, which closely approximates the market value of a property and provides the best indicator of overall property value;
- the distribution of property values throughout the Council area is such that few residential ratepayers will pay significantly more than the average rate per property.

Business Impact Statement

Council has considered the impact of rates on all businesses in the Council area, including primary production. In considering the impact, Council assessed the following matters:

- Those elements of Council's Community Plan relating to business development.
- The equity of the distribution of the rate burden between classes of ratepayers based on an assessment of services available.

- Current Local, State and National economic conditions and expected changes during the forthcoming twelve (12) months.
- Changes in the valuation of commercial, industrial and primary production properties from the previous financial year.
- Specific Council projects for the coming year that will solely or principally benefit local business.
- Specific infrastructure maintenance issues that will solely or principally benefit local business.

Differential General Rates

The Local Government Act 1999 allows Councils to differentiate rates based on the use of the land, the locality of the land or on the use and locality of the land.

Every resident benefits in some part from the general amenity of the Council area, whether at the present time or in the future. The amenity includes the local economy, general Council operations and the ability of every resident to use Council facilities.

It is acknowledged that the system of Council rates is in essence a system of taxation on property. However, Council has assessed that the level of differential rating applied, is governed in part by the ability to pay, the potential for income tax deductions and the perception of accessibility or usability of Council services by the residents and consumers.

Council will have regard to relative movements in valuation to ensure that the rate burden remains relatively constant between primary producers and other sections of the community in 2015/2016. To this end the differential rate for primary production will be 75% of the general rate applying to residential, vacant and other land use types of properties in 2015/2016.

Minimum Rates

Council has historically applied a minimum rate which for 2015/2016 is proposed at $650.00 Council considers it appropriate that all rateable properties make a contribution to the cost of administering the Council's activities and maintaining the physical infrastructure that supports each property. Where a Council applies a minimum rate it must not apply to more than 35% of properties in the Council area.

For Clare & Gilbert Valleys Council the minimum rate currently applies to approximately 13.6% of properties.

Services Charges

1. Community Wastewater Management Systems

Council provides Community Waste Water Management Systems to properties in Clare, Riverton and Saddleworth. The cost of operating, maintaining and upgrading this service is recovered through the application of service charges on each property for which the service is available.

During 2015/2016 Council will review the operation and financial performance of the community wastewater management schemes.

Council proposes that there be no increase for the service charge for Community Wastewater Management Systems keeping the charge at $380.00.

Where the service is provided to non-rateable land, a service charge is levied against the land.

Total Revenue being $992k.

2. Waste Collection Scheme

Council also provides a refuse collection and recycling service within the townships and settlements of Clare, Saddleworth, Riverton, Mintaro, Sevenhill, Auburn, Watervale, Manoora, Rhynie, Marrabel, Stockport, Tarlee, Waterloo and Armagh. The full cost of operating and maintaining this service is recovered through the application of a service charge for each property within the listed towns. Where the service is provided to non-rateable land, a service charge is levied against that land.

An increase of 3.8% in the service charge is proposed for refuse collection within the designated townships and collection areas of the Council, with the new charge being $190.00 per unit.

Total Revenue being $696k.

Natural Resource Management Levy

The Natural Resource Management (NRM) Levy, set by the NRM Boards, is a State Government tax imposed under the Natural Resources Management Act 2004. As such, Council is obliged to collect the levy on behalf of the State Government. Council collects the Levy on behalf of the Northern and Yorke Natural Resource Management Board. No portion of the levy is retained by Council.

The levy (0.0144 cents in $) is based on the capital value of land and is shown as a separate charge on the rate notice.

Total Revenue being $337k.

Rate Rebate

A rebate of rates in respect of any rateable land in the Council area will be available in accordance with the Local Government Act 1999 and Council's Rate Rebate Policy. The policy provides guidance as to the eligibility upon which a ratepayer is entitled to a rebate of rates. Please refer to Council's Rate Rebate Policy for further information.

Rate Revenue 2015/2016

Pensioner Concessions

For the last 40 years the State Government has funded Councils to provide a rebate on Council rates to eligible pensioners and concession card holders. Last year these amounted to rebates of up to $190 or $100 respectively and were automatically deducted from the amount of Council rates due.

The State Government has recently announced they will no longer be funding Councils to provide this rebate. That means that pensioners and concession card holders will no longer receive a rebate on Council rates. Instead the State Government will introduce a “Cost Of Living Concession (CLC)” payment which will be paid to eligible recipients directly.

The new allowance will be up to $200 for eligible recipients. It is important to note that not all former recipients of the self-funded retiree rates concession will be entitled to the new payment.

For questions regarding the CLC and to check eligibility please contact the Department for Communities and Social Inclusion Concessions Hotline directly on 1800 307 758 or go to www.sa.gov.au/ for further information.

We encourage ratepayers to use the payment received from the State Government to assist in the payment of Council rates.

Concession entitlements on Community Wastewater Management Schemes (CWMS) remain unchanged for those who are eligible.

A full version of Council’s Rating Policy, Deferment of Rates Due to Hardship Policy and Rate Rebate Policy can be viewed at www.claregilbertvalleys.sa.gov.au

Rate Revenue 2015/2016

Valuation Statistics

	2013/2014				2014/2015				Budget 2015/2016			
	RATEABLE CAPITAL VALUE	% OF TOTAL	% CHANGE	No of Assess	RATEABLE CAPITAL VALUE	% OF TOTAL	% CHANGE	No of Assess	RATEABLE CAPITAL VALUE	% OF TOTAL	% CHANGE	No of Assess
	$,000				$,000				$,000			
RESIDENTIAL	774,261	33.5%	1.5%	3,196	799,196	34.1%	3.2%	3,265	815,942	34.4%	2.1%	3,307
COMMERCIAL	122,181	5.3%	6.0%	324	125,989	5.4%	3.1%	331	125,540	5.3%	-0.4%	331
INDUSTRIAL	30,711	1.3%	8.3%	87	31,410	1.3%	2.3%	86	32,024	1.4%	2.0%	89
PRIMARY PRODUCTION	1,325,012	57.3%	-1.1%	2,455	1,325,231	56.6%	0.0%	2,452	1,334,451	56.3%	0.7%	2,451
VACANT	43,643	1.9%	-10.1%	490	40,870	1.7%	-6.4%	454	41,500	1.8%	1.5%	453
OTHER	16,966	0.7%	1.4%	113	18,693	0.8%	10.2%	113	19,906	0.8%	6.5%	134
TOTAL RATEABLE VALUE	**2,312,773**	**100%**	**0.0%**	**6,665**	**2,341,389**	**100%**	**1.2%**	**6,701**	**2,369,363**	**100%**	**1.2%**	**6,765**
Average Capital Value per rateable assessment	347				349				350			

Annual Rate Statistics

	2013/2014			2014/2015			Budget 2015/2016		
MINIMUM RATE	$590			$600			$650		
WASTE CHARGE	$183			$183			$190		
	Rate in $	% of Total	Expected Rates	Rate in $	% of Total	Expected Rates	Rate in $	% of Total	Expected Rates
			$,000			$,000	PROPOSED		$,000
RATING METHOD:	LAND USE			LAND USE			LAND USE		
RESIDENTIAL	0.4409	37.3%	3,419	0.4519	38.2%	3,643	0.4617	38.4%	3,810
COMMERCIAL	0.5952	8.1%	742	0.6101	8.2%	783	0.6233	8.1%	799
INDUSTRIAL	0.5952	2.0%	186	0.6101	2.0%	195	0.6233	2.1%	204
PRIMARY PRODUCTION	0.3307	48.6%	4,449	0.3389	47.8%	4,557	0.3463	47.6%	4,722
VACANT	0.4409	2.9%	263	0.4519	2.7%	253	0.4617	2.7%	272
OTHER	0.4409	1.0%	95	0.4519	1.1%	105	0.4617	1.2%	116
TOTAL GENERAL RATES		**100%**	**9,155**		**100%**	**9,536**		**100%**	**9,923**
WASTE COLLECTION CHARGE			648			660			696
TOTAL RATES			**9,803**			**10,196**			**10,619**

The valuation statistics shows an overall increase of 1.2%. However this increase is not universal, with some properties experiencing valuation variations outside the average range.

Council has budgeted for an overall increase in rate revenue of 3.9% but due to the inconsistent nature of the valuation increases and decreases over the district, some assessments will decrease while others will increase by a higher percentage. Council has considered the effects of valuation fluctuations, but has proposed not to fix a maximum increase in the general rates payable on individual properties.

Budgeted Financial Statements 2015/2016

The following pages contain:

Financial Indicators

Financial Statements consistent with the requirements of Regulation 5B of the Local Government (Financial Management) Regulations, comprising:

- **Statement of Comprehensive Income** for the year ending 30 June 2016
- **Balance Sheet** as at 30 June 2016
- **Statement of Changes in Equity** for the year ending 30 June 2016
- **Cash Flow Statement** for the year ending 30 June 2016

Uniform Presentation of Finances for the year ending 30 June 2016

Function Statements

Budget 2015/2016
FINANCIAL INDICATORS
for the year ending 30 June 2016

	Budget 2016	Adopted Budget 2015	Actuals 2014	Actuals 2013	Actuals 2012
Operating Surplus Ratio	**2%**	**0%**	**2%**	**6%**	**15%**

Operating Surplus
Operating Revenue (as transferred (Total Income) from the Statement of Comprehensive Income)

This ratio expresses the operating surplus as a percentage of the total operating revenue

TARGET:
Between 0% and 15% over any five year period

Adjusted Operating Surplus Ratio	**2%**	**0%**	**5%**	**6%**	**14%**

In recent years the Federal government has made advance payments prior to 30 June from future year allocations of financial assistance grants. The Adjusted Operating Surplus Ratio adjusts for the resulting distortion in the disclosed operating result for each year.

Net Financial Liabilities Ratio	**2%**	**11%**	**15%**	**10%**	**14%**

Net Financial Liabilities
Total Operating Revenue

Net Financial Liabilities are defined as total liabilities less financial assets (excluding equity accounted investments in Council businesses). These are expressed as a percentage of total operating revenue.

TARGET:
Greater than zero but less than 100%

This ratio is consistent with the State average for Councils.

Asset Sustainability Ratio	**83%**	**91%**	**108%**	**100%**	**68%**

Net Asset Renewals
Infrastructure & Asset Management Plan required expenditure

Net asset renewals expenditure is defined as net capital expenditure on the renewal and replacement of existing assets, and excludes new capital expenditure on the acquisition of additional assets

TARGET:
Greater than 90% but less than 110% over a rolling three year period

Budget 2015/2016
STATEMENT OF COMPREHENSIVE INCOME
for the year ending 30 June 2016

	Budget 2016	Adopted Budget 2015
	$,000	$,000
INCOME		
Rates - general	9,789	9,407
Rates other	2,008	1,942
Statutory charges	248	238
User charges	1,221	1,064
Grants, subsidies and contributions	2,088	1,432
Investment income	169	239
Reimbursements	175	106
Other Income	72	441
Total Income	**15,770**	**14,869**
EXPENSES		
Employee costs	3,902	4,209
Materials, contracts and other expenses	6,476	5,537
Finance costs	601	661
Depreciation	4,485	4,471
Total Expenses	**15,464**	**14,878**
OPERATING SURPLUS / (DEFICIT)	**306**	**(9)**
Asset disposal & fair value adjustments	-	(34)
Amounts specifically for new or upgraded assets		
Physical resources received free of charge	-	30
NET SURPLUS / (DEFICIT)	**306**	**(13)**
transferred to Equity Statement		
TOTAL COMPREHENSIVE INCOME	**306**	**(13)**

According to this statement the projected operating income is sufficient to meet projected operating expenses for the 2015/2016 year.
(Refer Regulation 7(b) of the Local Government (Financial Management) Regulations 1999)

Budget 2015/2016
BALANCE SHEET
as at 30 June 2016

	Budget 2016	Adopted Budget 2015
	$,000	$,000
ASSETS		
Current Assets		
Cash and cash equivalents	8,856	7,626
Trade and other receivables	680	1,265
Inventories	300	372
Financial assets	250	418
Total Current Assets	10,086	9,681
Non-current Assets		
Trade and other receivables	374	342
Infrastructure property plant & equipment	162,064	168,534
Other non-current assets	-	60
Total Non-current Assets	162,438	168,936
Total Assets	**172,524**	**178,617**
LIABILITIES		
Current Liabilities		
Bank Overdraft		
Trade and other payables	780	1,415
Borrowings	1,029	964
Provisions	1,160	659
Total Current Liabilities	2,969	3,038
Non-current Liabilities		
Trade and other payables	-	-
Long term borrowings	7,067	8,066
Long term provisions	-	167
Liability - equity accounted Council businesses	209	-
Total Non-current Liabilities	7,276	8,233
Total Liabilities	**10,245**	**11,271**
NET ASSETS	**162,279**	**167,346**
EQUITY		
Accumulated Surplus	13,357	10,497
Asset Revaluation Reserve	144,039	149,347
Other Reserves	4,883	7,502
TOTAL EQUITY	**162,279**	**167,346**

Budget 2015/2016
STATEMENT OF CHANGES IN EQUITY
for the year ending 30 June 2015

	Accumulated Surplus	Asset Revaluation Reserve	Other Reserves	TOTAL EQUITY
	$,000	$,000	$,000	$,000
Budget 2016				
Balance at end of previous reporting period	**13,302**	**144,039**	**4,632**	**161,973**
Net Surplus / (Deficit) for Year	**306**			**306**
Transfers between reserves	**(251)**		**251**	-
Balance at end of period	**13,357**	**144,039**	**4,883**	**162,279**
Adopted Budget 2015				
Balance at end of previous reporting period	9,764	149,347	8,248	167,359
Net Surplus / (Deficit) for Year	(13)			(13)
				-
Other Comprehensive Income				-
Gain on revaluation of infrastructure, property, plant & equipment				-
Share of other comprehensive income - equity accounted Council businesses				-
Transfers between reserves	746		(746)	-
Balance at end of period	10,497	149,347	7,502	167,346

Budget 2015/2016
STATEMENT OF CASH FLOWS
for the year ending 30 June 2015

	Budget 2016	Adopted Budget 2015
	$,000	$,000
CASH FLOWS FROM OPERATING ACTIVITIES		
Receipts		
Rates - general and other	11,757	11,348
Statutory charges	248	238
User charges	1,222	2,011
Investment receipts	169	239
Grants utilised for operating purposes	2,088	1,432
Reimbursements	175	110
Other revenues	73	441
Payments		
Employee costs	(3,918)	(4,081)
Materials, contracts & other expenses	(6,572)	(6,487)
Finance payments	(601)	(673)
Net Cash provided by (or used in) Operating Activities	**4,641**	**4,578**
CASH FLOWS FROM INVESTING ACTIVITIES		
Receipts		
Amounts specifically for new or upgraded assets		
Sale of replaced assets	12	345
Sale of surplus assets	258	-
Disposal of investment securities		-
Repayments of loans by community groups	47	45
Payments		
Expenditure on renewal/replacement assets	(3,203)	(3,374)
Expenditure on new/upgraded assets	(915)	(855)
Net Cash provided by (or used in) Investing Activities	**(3,801)**	**(3,839)**
CASH FLOWS FROM FINANCING ACTIVITIES		
Receipts		
Proceeds from Borrowings		
Proceeds from Aged Care Facility Deposits		
Proceeds from Trust Funds		
Payments		
Repayments of borrowings	(967)	(905)
Net Cash provided by (or used in) Financing Activities	**(967)**	**(905)**
NET INCREASE (DECREASE) IN CASH HELD	**(127)**	**(166)**
CASH AT BEGINNING OF REPORTING PERIOD	**8,983**	**7,792**
CASH AT END OF REPORTING PERIOD	**8,856**	**7,626**

Budget 2015/2016
UNIFORM PRESENTATION OF FINANCES
for the year ending 30 June 2016

	Budget 2016		Adopted Budget 2015	
	$,000	**$,000**	**$,000**	**$,000**
Income		15,770		14,869
less: Expenses		15,464		14,878
Operating Surplus / (Deficit)		**306**		(9)
less: **Net Outlays on Existing Assets**				
Capital expenditure on renewal & replacement of existing Assets	3,203		3,374	
Depreciation, amortisation and impairment	4,485		4,471	
Proceeds from sale of replaced assets	12		345	
		(1,294)		(1,442)
less: **Net Outlays on new and Upgraded Assets**				
Capital expenditure on new and upgraded assets	915		855	
Amounts received specifically for New and Upgraded Assets				
Proceeds from Sale of Surplus Assets	(258)		-	
		657		855
Net Lending / (Borrowing) for Year		**943**		578

Function Statements

BUSINESS UNDERTAKINGS - CARAVAN PARKS	2015-2016 DRAFT BUDGET $'000	2014-2015 ADOPTED BUDGET $'000	2013-14 ACTUALS $'000
Clare Caravan Park, Riverton Caravan Park			
Operating Revenues	294	291	292
Less Operating Expenses			
General	132	143	135
Interest	0	4	5
Depreciation	11	23	24
Full Cost Attribution	23	22	17
Operating Surplus / (Deficit)	**127**	**98**	**112**
Less: Net Outlays on Existing Assets			
Capital Expenditure on Renewal/Replacement of Existing Assets	-	2	1
less Proceeds from Sale of Replaced Assets	-	-	-
less Depreciation, Amortisation & Impairment	11	23	24
Net Outlays on Existing Assets	**(11)**	**(21)**	**(23)**
Less: Net Outlays on New and Upgraded Assets			
Capital Expenditure on New/Upgraded Assets	-	-	21
less Proceeds from Sale of Surplus Assets			
less Amounts received specifically for New or Upgraded Assets	-	-	-
Net Outlays on New and Upgraded Assets	-	-	**21**
Equals: Net Lending / (Borrowing) for Financial Year	**138**	**119**	**114**

Function Statements

BUSINESS UNDERTAKINGS - COMMUNITY WASTEWATER MANAGEMENT SYSTEMS	2015-2016 DRAFT BUDGET $'000	2014-2015 ADOPTED BUDGET $'000	2012-2013 ACTUALS $'000
Wastewater Management Systems in Clare, Saddleworth and Riverton			
Operating Revenues	1,100	1,075	1,210
Less Operating Expenses			
General	437	415	384
Interest	40	42	42
Depreciation	275	321	246
Full Cost Attribution	92	72	52
Operating Surplus / (Deficit)	**256**	**226**	**487**
Less: Net Outlays on Existing Assets			
Capital Expenditure on Renewal/Replacement of Existing Assets	185	110	37
less Proceeds from Sale of Replaced Assets	-	-	-
less Depreciation, Amortisation & Impairment	275	321	246
Net Outlays on Existing Assets	**(90)**	**(211)**	**(209)**
Less: Net Outlays on New and Upgraded Assets			
Capital Expenditure on New/Upgraded Assets	50	-	88
less Proceeds from Sale of Surplus Assets			
less Amounts received specifically for New or Upgraded Assets	-	-	-
Net Outlays on New and Upgraded Assets	**50**	-	**88**
Equals: Net Lending / (Borrowing) for Financial Year	**296**	**437**	**608**

Function Statements

COMMUNITY SERVICES	2015-2016 DRAFT BUDGET $'000	2014-2015 ADOPTED BUDGET $'000	2013-2014 ACTUALS $'000
Public Order and Safety - Emergency Services, Other Fire Protection and Other Public Order and Safety Health Services - Immunisation, Preventive Health Services and Other Health Services Community Support - Community Centres and Halls, Other Services for the Aged and Disabled, Children and Youth Services, Community Assistance, Community Transport and Other Community Support Community Amenities - Cemeteries, Public Conveniences, Car Parking (non-fee-paying)			
Operating Revenues	337	309	344
Less Operating Expenses			
General	1,066	1,042	980
Interest	38	44	47
Depreciation	374	350	323
Full Cost Attribution	153	156	108
Operating Surplus / (Deficit) Before Capital Amounts	**(1,294)**	**(1,283)**	**(1,114)**
Less: Net Outlays on Existing Assets			
Capital Expenditure on Renewal/Replacement of Existing Assets	29	192	93.911
less Proceeds from Sale of Replaced Assets	10	30	
less Depreciation, Amortisation & Impairment	374	350	323
Net Outlays on Existing Assets	**(355)**	**(188)**	**(229)**
Less: Net Outlays on New and Upgraded Assets			
Capital Expenditure on New/Upgraded Assets	10	35	40
less Proceeds from Sale of Surplus Assets			
less Amounts received specifically for New or Upgraded Assets	-	-	-
Net Outlays on New and Upgraded Assets	**10**	**35**	**40**
Equals: Net Lending / (Borrowing) for Financial Year	**(949)**	**(1,130)**	**(925)**

Function Statements

CULTURE	2015-2016 DRAFT BUDGET $'000	2014-2015 ADOPTED BUDGET $'000	2013-2014 ACTUALS $'000
Library Services - Mobile and Household Services, Static Libraries and Other Library Services Cultural Services - Heritage, Museums and Art Galleries and Other Cultural Services			
Operating Revenues	38	45	53
Less Operating Expenses			
General	589	693	564
Interest	0	11	9
Depreciation	115	67	100
Full Cost Attribution	101	110	74
Operating Surplus / (Deficit) Before Capital Amounts	**(768)**	**(836)**	**(695)**
Less: Net Outlays on Existing Assets			
Capital Expenditure on Renewal/Replacement of Existing Assets	53	87	477
less Physical assets free of charge	-	30	29
less Proceeds from Sale of Replaced Assets	-	-	-
less Depreciation, Amortisation & Impairment	115	67	100
Net Outlays on Existing Assets	**(62)**	**(10)**	**348**
Less: Net Outlays on New and Upgraded Assets			
Capital Expenditure on New/Upgraded Assets	-	32	112
less Proceeds from Sale of Surplus Assets	-	-	-
less Amounts received specifically for new or upgraded assets	-	-	-
Net Outlays on New and Upgraded Assets	**0**	**32**	**112**
Equals: Net Lending / (Borrowing) for Financial Year	**(706)**	**(859)**	**(1,155)**

Function Statements

ECONOMIC DEVELOPMENT	2015-2016 DRAFT BUDGET $'000	2014-2015 ADOPTED BUDGET $'000	2013-2014 ACTUALS $'000
Regional Development, Tourism and Other Economic Development			
Operating Revenues	34	83	42
Less Operating Expenses			
General	375	178	265
Interest	15	17	20
Depreciation, Amortisation & Impairment	23	20	19
Full Cost Attribution	23	30	34
Operating Surplus / (Deficit) Before Capital Amounts	**(402)**	**(161)**	**(295)**
Less: Net Outlays on Existing Assets			
Capital Expenditure on Renewal/Replacement of Existing Assets	-	-	-
less Proceeds from Sale of Replaced Assets	-	-	-
less Depreciation, Amortisation & Impairment	23	20	19
Net Outlays on Existing Assets	**(23)**	**(20)**	**(19)**
Less: Net Outlays on New and Upgraded Assets			
Capital Expenditure on New/Upgraded Assets	-	-	-
less Proceeds from Sale of Surplus Assets			
less Amounts received specifically for New or Upgraded Assets	-	-	-
Net Outlays on New and Upgraded Assets	-	-	-
Equals: Net Lending / (Borrowing) for Financial Year	**(379)**	**(141)**	**(276)**

Function Statements

ENVIRONMENT	2015-2016 DRAFT BUDGET $'000	2014-2015 ADOPTED BUDGET $'000	2013-2014 ACTUALS $'000
Natural Resource Management Levy Waste Management - Domestic Waste, Green Waste, Recycling, Transfer Station, Waste Disposal Facility Other Environment - Stormwater and Drainage, Street Cleaning, Street Lighting, Streetscaping and Other			
Operating Revenues	1,136	1,113	1,144
Less Operating Expenses			
General	1,668	1,552	1,829
Interest	-	9	9
Depreciation, Amortisation & Impairment	111	86	71
Full Cost Attribution	252	217	199
Operating Surplus / (Deficit) Before Capital Amounts	**(896)**	**(751)**	**(965)**
Less: Net Outlays on Existing Assets			
Capital Expenditure on Renewal/Replacement of Existing Assets	190	150	78
less Proceeds from Sale of Replaced Assets	-	-	-
less Depreciation, Amortisation & Impairment	111	86	71
Net Outlays on Existing Assets	**79**	**64**	**7**
Less: Net Outlays on New and Upgraded Assets			
Capital Expenditure on New/Upgraded Assets	80	-	56
less Proceeds from Sale of Surplus Assets			
less Amounts received specifically for New or Upgraded Assets	-	-	-
Net Outlays on New and Upgraded Assets	**80**	-	**56**
Equals: Net Lending / (Borrowing) for Financial Year	**(1,055)**	**(815)**	**(1,028)**

Function Statements

RECREATION	2015-2016 DRAFT BUDGET $'000	2014-2015 ADOPTED BUDGET $'000	2013-2014 ACTUALS $'000
Parks and Gardens, Indoor Sports Facilities, Outdoor Sports Facilities, Ovals, Reserves, Outdoor Swimming Centres and Other Recreation			
Operating Revenues	750	728	1,290
Less Operating Expenses			
General	1,846	1,755	2,383
Interest	205	234	259
Depreciation, Amortisation & Impairment	512	626	603
Full Cost Attribution	298	283	291
Operating Surplus / (Deficit) Before Capital Amounts	**(2,112)**	**(2,169)**	**(2,246)**
Less: Net Outlays on Existing Assets			
Capital Expenditure on Renewal/Replacement of Existing Assets	104	360	57
less Proceeds from Sale of Replaced Assets	-	0	63
less Depreciation, Amortisation & Impairment	512	626	603
Net Outlays on Existing Assets	**(408)**	**(266)**	**(610)**
Less: Net Outlays on New and Upgraded Assets			
Capital Expenditure on New/Upgraded Assets	-	100	66
less Proceeds from Sale of Surplus Assets	258	-	-
less Amounts received specifically for New or Upgraded Assets	-	-	-
Net Outlays on New and Upgraded Assets	**(258)**	**100**	**66**
Equals: Net Lending / (Borrowing) for Financial Year	**(1,446)**	**(2,004)**	**(1,702)**

Function Statements

REGULATORY SERVICES	2015-2016 DRAFT BUDGET $'000	2014-2015 ADOPTED BUDGET $'000	2013-2014 ACTUALS $'000
Dog and Cat Control, Building Control, Town Planning, Litter Control, Health Inspection, Parking Control and Other Regulatory Services			
Operating Revenues	272	209	219
Less Operating Expenses			
General	739	753	647
Interest	-	1	0
Depreciation, Amortisation & Impairment	9	16	6
Full Cost Attribution	115	116	76
Operating Surplus / (Deficit) Before Capital Amounts	**(591)**	**(677)**	**(511)**
Less: Net Outlays on Existing Assets			
Capital Expenditure on Renewal/Replacement of Existing Assets	-	-	-
less Proceeds from Sale of Replaced Assets	-	-	5
less Depreciation, Amortisation & Impairment	9	16	6
Net Outlays on Existing Assets	**(9)**	**(16)**	**(12)**
Less: Net Outlays on New and Upgraded Assets			
Capital Expenditure on New/Upgraded Assets	-	-	-
less Proceeds from Sale of Surplus Assets			
less Amounts received specifically for New or Upgraded Assets	-	-	-
Net Outlays on New and Upgraded Assets	-	-	-
Equals: Net Lending / (Borrowing) for Financial Year	**(582)**	**(661)**	**(499)**

Function Statements

ROAD NETWORK	2015-2016 DRAFT BUDGET $'000	2014-2015 ADOPTED BUDGET $'000	2013-2014 ACTUALS $'000
Bridges, Footpaths and Kerbing, Roads Sealed, Roads Formed, Roads Natural Formed, Roads Unformed and Traffic Management			
Operating Revenues	982	412	1,031
Less Operating Expenses			
General	1,630	1,436	1,642
Interest	274	244	261
Depreciation, Amortisation & Impairment	2,578	2,499	2,427
Full Cost Attribution	344	296	269
Operating Surplus / (Deficit) Before Capital Amounts	**(3,844)**	**(4,063)**	**(3,569)**
Less: Net Outlays on Existing Assets			
Capital Expenditure on Renewal/Replacement of Existing Assets	1,943	1,829	3,381
less Proceeds from Sale of Replaced Assets	-	0	-
less Depreciation, Amortisation & Impairment	2,578	2,499	2,427
Net Outlays on Existing Assets	**(635)**	**(670)**	**954**
Less: Net Outlays on New and Upgraded Assets			
Capital Expenditure on New/Upgraded Assets	913	628	462
less Proceeds from Sale of Surplus Assets			
less Amounts received specifically for New or Upgraded Assets	-	-	-
Net Outlays on New and Upgraded Assets	**913**	**628**	**462**
Equals: Net Lending / (Borrowing) for Financial Year	**(4,121)**	**(4,020)**	**(4,985)**

Function Statements

INDIRECT COSTS - PLANT AND DEPOT	2015-2016 DRAFT BUDGET $'000	2014-2015 ADOPTED BUDGET $'000	2013-2014 ACTUALS $'000
Plant, Machinery and Council Depot			
Operating Revenues	3	7	15
Operating Expenses			
General	1,827	1,765	1,680
Interest	-	17	0
Depreciation	330	374	218
Full Cost Attribution	-	16	16
Allocated to Functions	(2,165)	(2,145)	(1,896)
Operating Surplus / (Deficit) Before Capital Amounts	**11**	**(20)**	**(3)**
Less: Net Outlays on Existing Assets			
Capital Expenditure on Renewal/Replacement of Existing Assets	188	599	315
less Proceeds from Sale of Replaced Assets	2	303	139
less Depreciation, Amortisation & Impairment	330	374	218
Net Outlays on Existing Assets	**(144)**	**(78)**	**(43)**
Less: Net Outlays on New and Upgraded Assets			
Capital Expenditure on New/Upgraded Assets	180	60	33
less Proceeds from Sale of Surplus Assets			
less Amounts received specifically for New or Upgraded Assets	-	-	-
Net Outlays on New and Upgraded Assets	**180**	**60**	**33**
Equals: Net Lending / (Borrowing) for Financial Year	**(25)**	**(2)**	**6**

Function Statements

ADMINISTRATION	2015-2016 DRAFT BUDGET $'000	2014-2015 ADOPTED BUDGET $'000	2013-2014 ACTUALS $'000
Governance - Elected Members, Organisational Support Services - Accounting/Finance, Payroll, Human Resources, Information Technology, Communication, Rates Administration, Records, Occupancy, Contract Management, Customer Services, Other Support Services			
Operating Revenues	63	237	202
Less Operating Expenses			
General	2,325	2,160	1,858
Interest	0	38	0
Depreciation, Amortisation & Impairment	147	90	73
Full Cost Attribution	(1,403)	(1,318)	(1,137)
Operating Surplus / (Deficit) Before Capital Amounts	**(1,006)**	**(733)**	**(593)**
Less: Net Outlays on Existing Assets			
Capital Expenditure on Renewal/Replacement of Existing Assets	193	45	107
less Proceeds from Sale of Replaced Assets	0	12	33
less Depreciation, Amortisation & Impairment	147	90	73
Net Outlays on Existing Assets	**46**	**(57)**	**1**
Less: Net Outlays on New and Upgraded Assets			
Capital Expenditure on New/Upgraded Assets	-	-	17
less Proceeds from Sale of Surplus Assets			
less Amounts received specifically for New or Upgraded Assets	-	-	-
Net Outlays on New and Upgraded Assets	-	-	**17**
Equals: Net Lending / (Borrowing) for Financial Year	**(1,052)**	**(676)**	**(610)**

Function Statements

REVENUES	2015-2016 DRAFT BUDGET $'000	2014-2015 ADOPTED BUDGET $'000	2013-2014 ACTUALS $'000
Revenues - General Rates and Local Government Grants Commission Funds			
Operating Revenues			
General Rates	9,789	9,407	9,051
Grants Commission	992	922	622
Other General Purpose Revenue	44	32	96
Operating Surplus / (Deficit) Before Capital Amounts	**10,825**	**10,361**	**9,769**
Equals: Net Lending / (Borrowing) for Financial Year	**10,825**	**10,361**	**9,769**

Function Statements

OVERALL	2015-2016 DRAFT BUDGET $'000	2014-2015 ADOPTED BUDGET $'000	2013-2014 ACTUALS $'000
Operating Revenues	15,832	14,870	15,611
Less Operating Expenses			
General	10,469	9,746	10,473
Interest	572	661	650
Depreciation, Amortisation & Impairment	4,485	4,471	4,109
Full Cost Attribution	(1)	-	2
Operating Surplus / (Deficit) Before Capital Amounts	**306**	**(9)**	**378**
Less: Net Outlays on Existing Assets			
Capital Expenditure on Renewal/Replacement of Existing Assets	2,885	3,374	4,546
Less Physical assets free of charge	-	30	29
less Proceeds from Sale of Replaced Assets	12	345	241
less Depreciation, Amortisation & Impairment	4,485	4,471	4,109
Net Outlays on Existing Assets	**(1,612)**	**(1,473)**	**166**
Less: Net Outlays on New and Upgraded Assets			
Capital Expenditure on New/Upgraded Assets	1,233	855	896
less Proceeds from Sale of Surplus Assets	258	-	-
less Amounts received specifically for New or Upgraded Assets	-	-	-
Net Outlays on New and Upgraded Assets	**975**	**855**	**896**
Equals: Net Lending / (Borrowing) for Financial Year	**943**	**609**	**(684)**

Note: Minor variations may occur due to rounding

The 2015/2016 Budget of the Clare & Gilbert Valleys Council anticipates an operating surplus of $306k.

The increase in rate revenues has been limited to 3.9% but some of this income will come from new development, with 75% of assessments increasing by under 3%.

Total Capital expenditure of $4,118k is included of which $3,203 is to be spent on renewal of existing assets.

Loan principal repayments will be $967k and no new loans are proposed.